

2014 Alumni Snapshot

Date of Report: 1/31/2014; Empl Data as of Jan 2014

TEACHFORAMERICA

Houston

Armed with a firsthand understanding of what it takes to help students fulfill their true potential, Teach For America's alumni lead and support critical efforts to end educational inequity.¹



ONGOING COMMITMENT TO EDUCATION

Teaching remains the most common profession among our alumni, with 405 alumni continuing to teach.

91%

of Teach For America alumni do mission-aligned work, defined as working directly in education, studying education full-time, or working in a job that impacts education and/or low-income communities.

88%

of our alumni either work directly in education or have jobs that impact the field of education or education issues.

Nearly three fourths

of Teach For America alumni work directly in the field of education.²

More than a third

of our alumni are currently pre-K-12 classroom teachers.²

EMPLOYMENT BREAKDOWN BY PROFESSION

Education	74%
Full-Time Grad Student (Not in Education)	4%
Law	4%
Government / Politics / Policy / Advocacy	0%
Health / Medicine	2%
Business	4%
Other ³	12%

¹Alumni numbers over time are rounded and approximate as of January 2014.

²Working in education is defined as having a (self-reported) profession in education (e.g., working in a school or district/CMO) and/or studying education full-time in graduate school. Data reflects 85% of our total alumni population (national). Data is drawn from alumni surveys and corps member and alumni websites submissions since 2008.

³Variety of other roles, e.g., arts, other social services.

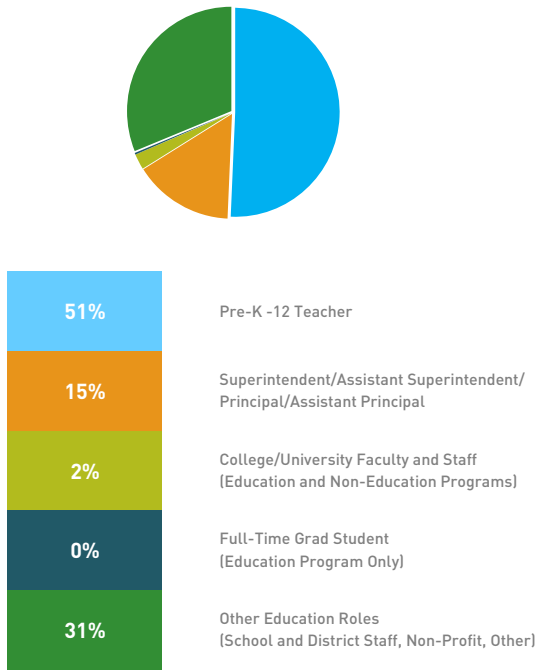
* Figures may not add up to 100% due to rounding to the nearest full percentage.

LEADERSHIP AT EVERY LEVEL

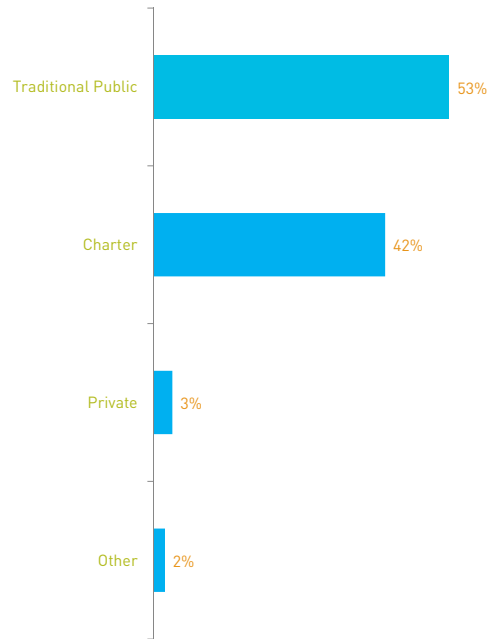
ALUMNI LEADERSHIP⁴



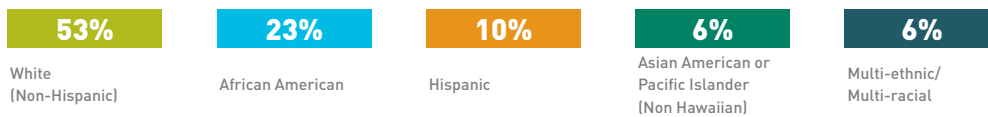
ALUMNI ROLES IN EDUCATION



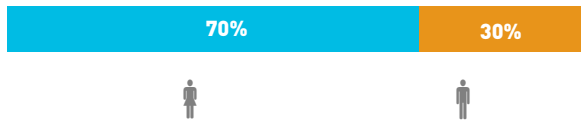
SCHOOLS WHERE OUR ALUMNI TEACHERS WORK



DIVERSITY



GENDER



⁴ Figures derived from alumni survey and other sources of information re: career behavior. A School System Leader is defined as a cabinet-level position in a district or CMO (including Superintendent or Executive Director/CEO), and/or a position that manages principals/heads of school. Statistics for Elected Officials and Policy, Advocacy, & Organizing Leaders provided by Leadership for Educational Equity (LEE) and do not include School System Leaders. Figures include only LEE members and are accurate as of January 2014. The majority of Elected Officials also hold other roles.

* Figures may not add up to 100% due to rounding to the nearest full percentage.